



AUTORIDERS FINANCE LIMITED

13.11.2019

To,

The Stock Exchange, Mumbai Phiroz Jeejeebhoy Towers Dalal Street Mumbai 400 001. CO.CODE: 500030	The National Stock Exchange Exchange Plaza Bandra- Kurla Complex Bandra E, Mumbai 400 051 CO.CODE : AUTORIDFIN
--	--

Dear Sir,

Sub: Outcome of the Meeting of Board of Directors and Submission of the Unaudited Financial Results for the quarter ended September 30, 2019

This is to inform you that the Board of Directors of the Company met on Wednesday, November 13, 2019 at the Registered Office of the Company to transact the following business:

- 1) Approved the un-audited financial results for the quarter ended September 30, 2019. We have enclosed herewith the signed Un-Audited Financial Results alongwith the Limited review report by the Statutory Auditor of the Company for the quarter ended September 30, 2019.

The stock exchange is requested to take this on record and acknowledge the receipt of the same.

Thanking You,
For **Autoriders Finance Limited**

Gowria

.....
Mrs. Deanna Gowria
Director
DIN: 07303344





SHETH DOCTOR & ASSOCIATES

CHARTERED ACCOUNTANTS

(Prop. Paresh S. Doctor)

B/401, Shree Ramdev Apartment,

Dr. Dalvi Road, Near Bank of India,

Kandivali (W), Mumbai-400 067.

Telephone No.: 28058438

Mobile No.: 9819748438

E-mail : doctor_paresh@yahoo.co.in

Limited Review report To the Board of Directors of Autoriders Finance Limited

We have reviewed the accompanying statement of unaudited financial results ('the Statement') of Autoriders Finance Ltd ('the company') for the half year ended 30th September 2019 attached herewith being submitted by the Company pursuant of the requirements of Regulation 33 of the SEBI (Listing Obligations and Disclosure Requirements), 2015.


This statement is the responsibility of the Company's Management and has been approved by the Board of Directors . Our responsibility is to issue a report on statement based on our review.

We have conducted our review in accordance with the Standard on Review Engagement (SRE) 2410, ' Review of Interim Financial Information Performed ' by the Independent Auditor of the Entity ' issued by the Institute of Chartered Accountants of India. This standard requires that we plan and perform the review to obtain moderate assurance as to whether the financial statements are free of material misstatement. A review is limited primarily to inquiries of company personnel and analytical procedures applied to financial data and thus provides less assurance than an audit. We have not performed an audit and accordingly, we do not express an audit opinion.

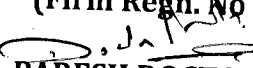
Attention is invited to following:

Balances of sundry creditors, loans taken and advances are subject to confirmation and reconciliation.

Based on our review conducted as above and subject to the matters described in the above paragraph, nothing has come to our attention that causes us to believe that the accompanying statement of unaudited financial results prepared in accordance with applicable accounting standards and other recognized accounting practices and policies has not disclosed the information required to be disclosed in terms of Regulation 33 of the SEBI (Listing Obligations and Disclosure Requirements) Regulations, 2015 including the manner in which it is to be disclosed, or that it contains any material misstatement.



For SHETH DOCTOR & ASSOCIATES
CHARTERED ACCOUNTANTS
(Firm Regn. No . 124822 W)


PARESH DOCTOR
PROPRIETOR (M No 036056)

Place :Mumbai

Date : 13th November 2019

UDIN NO.19036056AAAADQ2253

AUTORIDERS FINANCE LIMITED

REGD OFFICE: 126/126 MAHARAJA COMPLEX NEHRU ROAD, SHIRPUR 425406, DHULE DIST. MAHARASHTRA.

STANDALONE AUDITED FINANCIAL RESULTS FOR THE QUARTER/HALF YEAR ENDED 30TH SEPTEMBER 2019


Particulars	Rs. in lakhs					
	Quarter ended			Period ended		Year ended
	30.09.2019 Unaudited	30.06.2019 Unaudited	30.09.2018 Unaudited	30.09.2019 Unaudited	30.09.2018 Unaudited	31.03.2019 Audited
1 a. Net Sales / Income from Operation	-	-	-	-	-	-
b. Other operation income	-	-	-	-	-	-
Total Income from Operations	-	-	-	-	-	-
2 Other Income	1.29	-	-	1.29	-	0.81
3 Total Income (1+2)	1.29	-	-	1.29	-	0.81
4 Expenses						
a. Employee benefits expense	-	-	-	-	-	0.97
b. Depreciation and amortisation expense	-	-	-	-	-	-
c. Finance Cost	(0.00)	0.46	-	0.46	-	-
d. Other expenses	0.90	8.60	5.32	9.50	6.29	15.70
Total Expenses(4 a.to 4 h.)	0.89	9.06	5.32	9.95	6.29	16.67
5 Profit from operations before exceptional items and tax (3-4)	0.40	(9.06)	(5.32)	(8.66)	(6.29)	(15.86)
6 Exceptional items	-	-	-	-	-	-
7 Profit / (loss) before tax (5+6)	0.40	(9.06)	(5.32)	(8.66)	(6.29)	(15.86)
8 Tax expenses:						
a) Current Tax	-	-	-	-	-	-
b) Deferred Tax	-	-	-	-	-	-
c) Tax Adjustment	-	-	-	-	-	-
9 Net Profit / (loss) after tax (7-8)	0.40	(9.06)	(5.32)	(8.66)	(6.29)	(15.86)
10 Other Comprehensive Income						
A) Items that will not be reclassified to profit or loss	-	-	-	-	-	-
B) Items that will be reclassified to profit or loss	-	-	-	-	-	-
Total other comprehensive income(A+B)	-	-	-	-	-	-
11 Total Comprehensive Income (9+10)	0.40	(9.06)	(5.32)	(8.66)	(6.29)	(15.86)
10 Paid-up Equity Share Capital - Face Value of Rs. 10 each	1310.70	1310.70	1310.70	1310.70	1310.70	1310.70
11 Reserves Excluding Revaluation Reserve as per Balance Sheet of previous accounting year	-	-	-	-	-	-
12 Earning per share (EPS):						
Basic & Diluted EPS before Extraordinary items	0.00	(0.07)	(0.04)	(0.07)	(0.05)	(0.12)
Basic & Diluted EPS after Extraordinary Items	0.00	(0.07)	(0.04)	(0.07)	(0.05)	(0.12)
13 Public Share holding						
I. Number of Shares	8056600	8056600	8056600	8056600	8056600	8056600
II. Percentage of Shareholding	61.47%	61.47%	61.47%	61.47%	61.47%	61.47%
14 Promoter and Promoter Group Share Holding						
a. Pledged and encumbered						
I.No of Shares	-	-	-	-	-	-
II.Percentage of Shares (as a % of shareholding of promoter and promoter group)	-	-	-	-	-	-
III.Percentage of Shares (as % of the total share capital of the Company)	-	-	-	-	-	-
b. Non encumbered						
I.No of Shares	5050400	5050400	5050400	5050400	5050400	5050400
II.Percentage of Shares (as % of the total shareholding of Promoter and promoter group)	100.00%	100.00%	100.00%	100.00%	100.00%	100.00%
III.Percentage of Shares (as % of the total share capital of the Company)	38.53%	38.53%	38.53%	38.53%	38.53%	38.53%

- 1 This statement has been prepared in accordance with the Companies (Indian Accounting Standards) Rules, 2015 (Ind AS) prescribed under section 133 of the Companies Act, 2013 read with rule 3 of the Companies (Indian Accounting Standard) Rules, 2015 and Companies (Indian Accounting Standard)(Amendment) Rules, 2018
- 2 The accounts have been prepared on the basis of the assumption that the Company is "not a going concern".
- 3 The Company at present is not pursuing any business activity and hence there are no reportable segments as per the Accounting Standard on Segment Reporting(AS17)
- 4 The above results were reviewed and approved by the Board of Directors at their Board meeting held on 13th November 2019.
- 5 The above is an extract of the detailed format of the quarterly financial results filed with the Bombay stock Exchange and National Stock Exchange under regulation 33 of the SEBI(listing obligation and disclosure requirements) regulations 2015. The full format of the quarterly financial results are available on the Stock Exchange website as well as on the company's website www.autoridersfinance.co.in.

For AUTORIDERS FINANCE LIMITED

Deanna
DEANNA GOWRIA
Director (7303344)

Place: Shirpur
Dated: 13.11.2019



AUTORIDERS FINANCE LIMITED			Standalone Balancesheet	
			Rs. in lakhs	
Particulars		As at 30-September 2019	As at 31-March 2019	
A	ASSETS			
1	Non-Current Assets			
	a) Financial assets			
	i) Other investments			
	Total Non-Current Assets	30.75	15.00	
2	Current Assets			
	a) Financial Assets			
	i) Cash & Cash Equivalents	0.60	0.78	
	ii) Advances	3.76	1.34	
	Total Current Assets	4.37	2.12	
	TOTAL ASSETS	35.12	17.12	
B	EQUITY AND LIABILITIES			
1	Equity			
	a) Equity Share Capital	1,310.70	1,310.70	
	b) Other Equity	(2,697.22)	(2,688.56)	
	Total Equity	(1,386.52)	(1,377.86)	
2	Non Current Liabilities			
	a) Financial Liabilities			
	i) Borrowings	-	-	
	ii) Loans from Directors	-	-	
	iii) Other Current Liabilities	-	-	
	Total Non Current Liabilities	0.00	0.00	
3	Current Liabilities			
	i) Borrowings	559.15	557.55	
	ii) Trade Payables	862.49	837.34	
	iii) Other Current Liabilities	0.00	0.09	
	Total Current Liabilities	1,421.64	1,394.98	
	TOTAL EQUITY AND LIABILITIES	35.12	17.12	

Place: Shirpur
Dated: 13.11.2019

For AUTORIDERS FINANCE LIMITED

Deanna
DEANNA GOWRIA
Director (7303344)

